

My Student Journal

Little Red Hen

Spring CC
Unit of Study

Name: _____



1.

2.

3.

4.

My Lima Bean Prediction

today

prediction

results

Scientist_____

Teamwork at Home

Directions:

Parents, discuss with your child the chores that are done at home. Students, draw a picture of people in your family, doing chores at home.

My Mom

My Dad

_____

_____

Me

Day # _____

Day # _____

Day # _____

Day # _____

Day # _____

My Observation Log

Scientist:_____



Lesson #2D Observation Log

Cut and paste the pictures into the book.

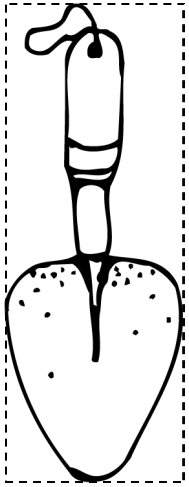









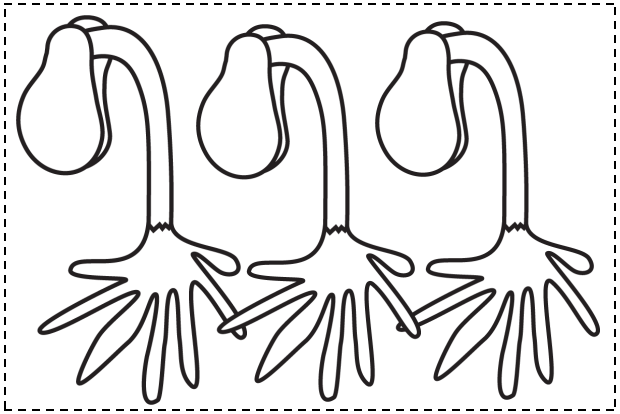

The Little Red Hen is _____.



The Little Red Hen has _____.

Name:_____

Describe The Little Red Hen

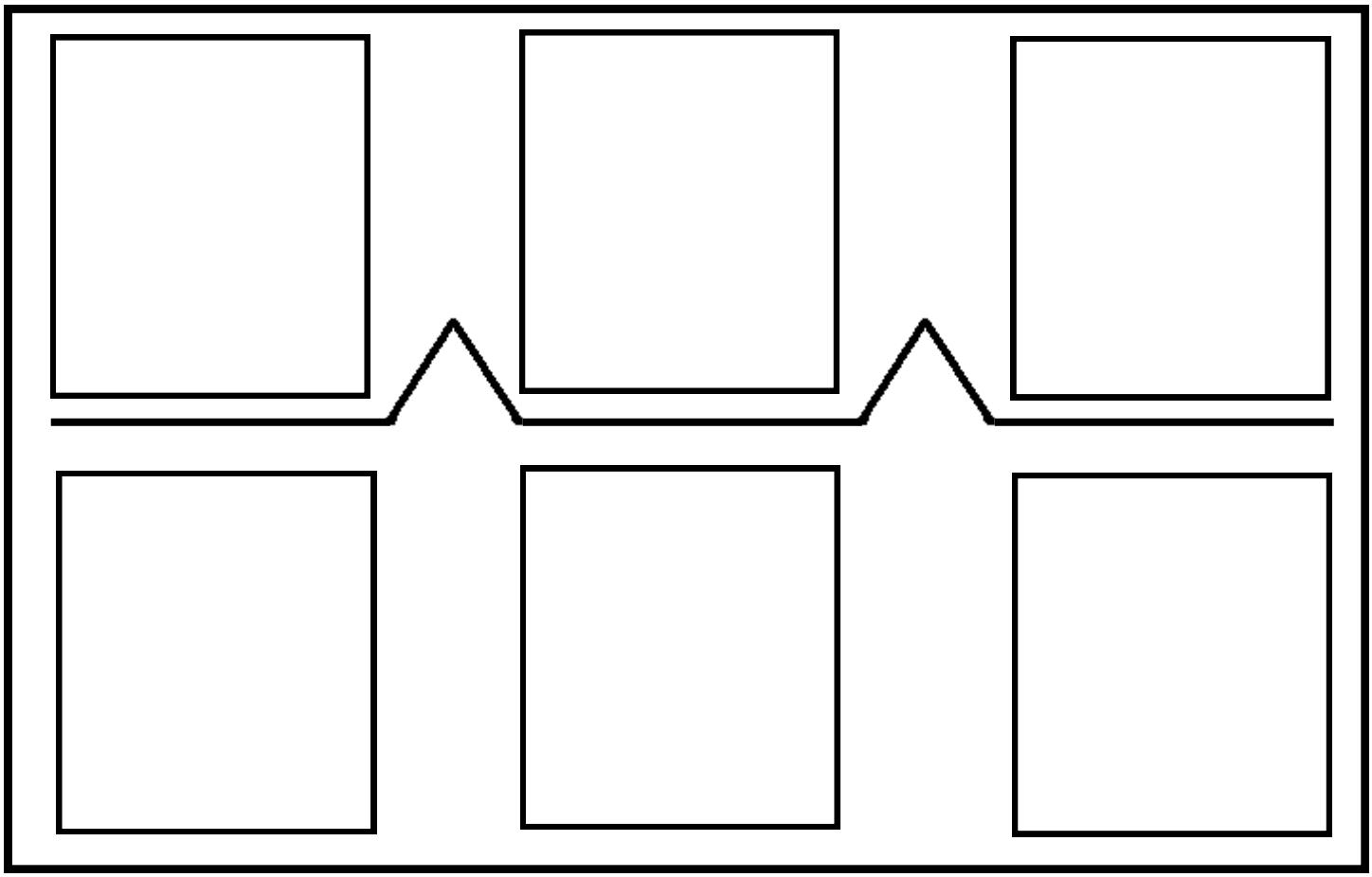

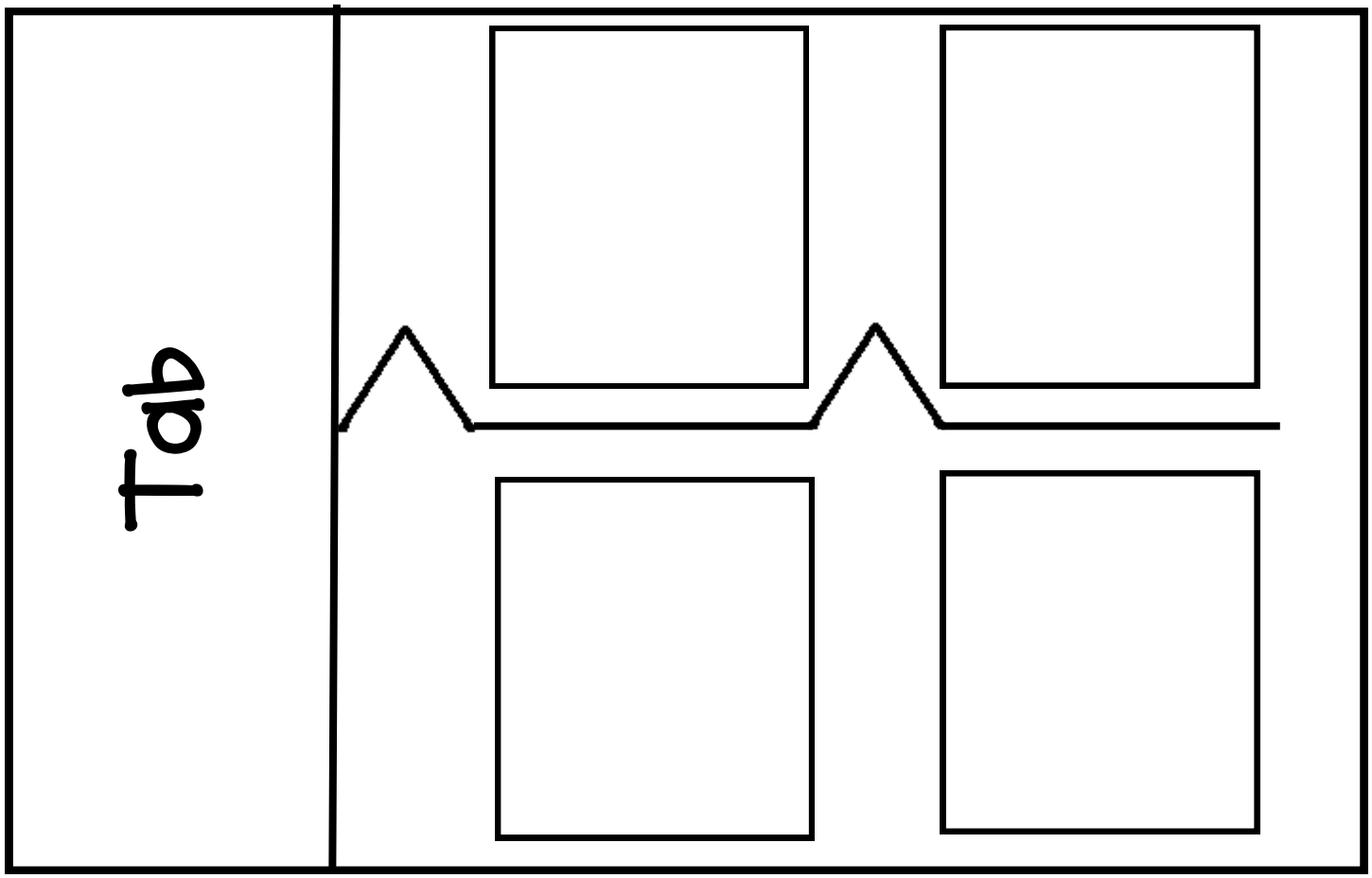
Tab



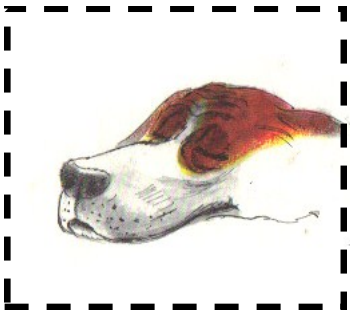

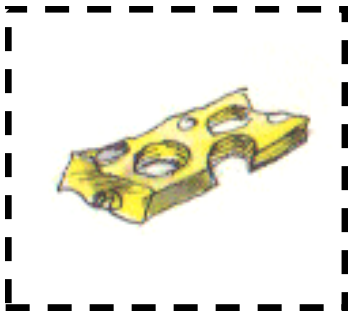

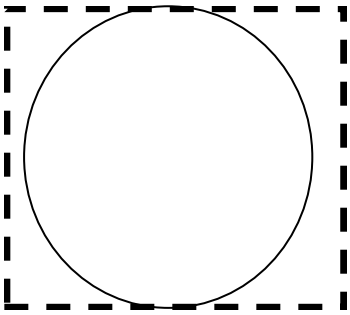



Name: _____

Who is in the story?

Name: _____

hen	the	in	The	story.	is

Dear Mom and Dad,

I have been reading The Little Red Hen with my teacher. I want to read my bracelet with you so you know the story too! Please let me tell you the story and sign this note so my teacher knows I did my homework!

Love,

_____

Parent signature_____

Queridos mamá y papá,
He estado leyendo La gallinita roja con mi maestro/a. Quiero leer mi bracelet con usted para que usted sepa la historia también! Por favor, déjame que te cuente la historia y firmar esta nota por lo que mi maestro sabe que hice mi tarea!

Amor,

_____

Firma_____

What happened in the story, The Little Red Hen?

Name:_____

Students cut these pictures out and sequence them into the flow map







Lesson#5 B Flow Map Picture

After her friends helped to do the work, what do you think happened next?

Little Red Hen Prediction

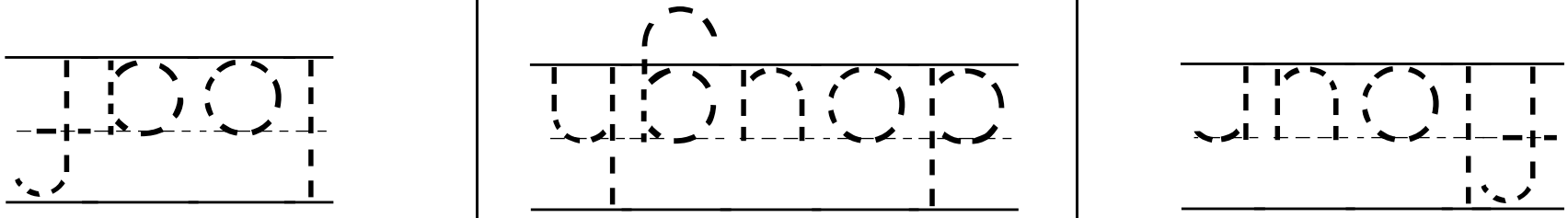

Note-Taking Guide

Name:_____



My Lima Bean Plant

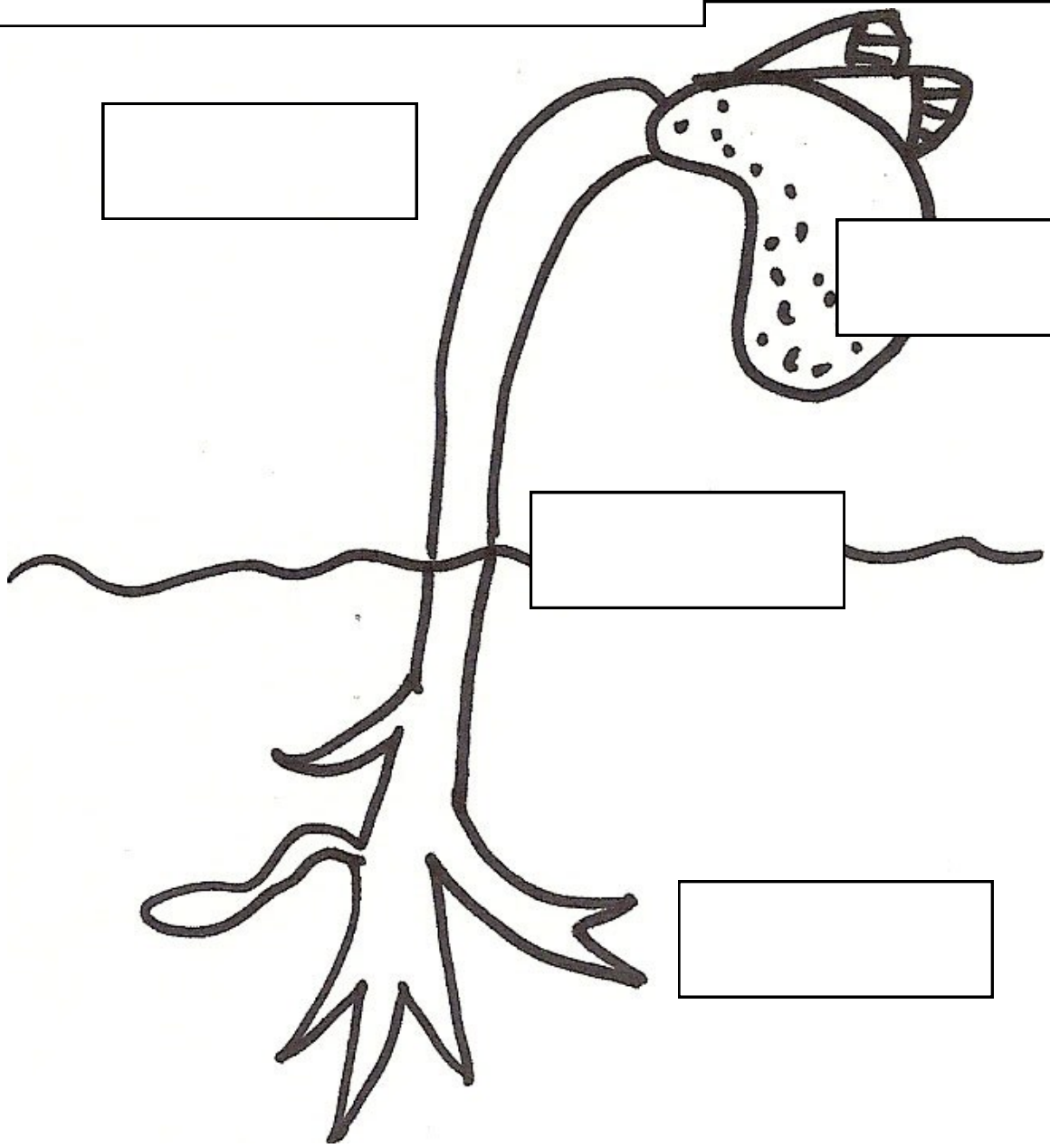

Name:_____

Lesson #6B: lima bean cut and paste

leaves	roots	stem	seed coat

These headbands are for Readers' Theater II and can be colored in for a greater impact. All of the studentswith the question mark can color them in one color and those with the period can make it another color. This will help to keep them on track when presenting! Suggestion: Make the band the matching color and staple each circle on one end, wrapping to the other side.



Reader's Theater Headbands: Each student will cut out and color their circle and the teacher will staple this on a sentence strip to make a headband to be used when acting out the story.



The Dog



The Cat



The Mouse

The Chorus